



*'To be the best we
can be'*



*Welcome
Miss J Marriott
Headteacher*

Our School Vision

Be positive and care about ourselves and each other to keep safe and healthy.



Think for ourselves and make the right choices.



Push ourselves and be confident that we can achieve well.



Be proud of our British community.



Use our creative curriculum to learn about the world.



William Reynolds Primary School and Nursery

Foundation Stage

Pupils in Nursery and Reception work together in the Foundation Stage Unit. At William Reynolds Primary School and Nursery the four EYFS key themes and commitments.

- *A Unique Child*
- *Positive Relationships*
- *Enabling Environments*
- *Learning and Development*

are central to us creating a Foundation Stage that starts with the child, supports and develops the role of parents, offers a high quality environment and provides children with exciting contexts for their learning. We believe in encouraging children to be curious, to play and explore, actively engage in their learning and develop skills of creativity and critical thinking. There is a balance between child and adult led experiences. Teachers plan experiences within meaningful contexts for learning both inside the classroom and outdoors.



Timings for school day

8.45a.m.	Doors are opened by SLT for the children to be welcomed into the school and complete morning activities
9.00 a.m.	Register is called and then sent to the school office
9.00 a.m.	Outer doors are closed – any late arrivals must come through the main reception door and sign in
9.10 a.m.	Phonics – Letters and Sounds
9.40 a.m.	Child initiated – Reception and Nursery
10.45 a.m.	Snack - fruit and water
11.00 a.m.	Guided Reading
12.00 p.m.	Lunchtime
1.00 p.m.	Register is called and then sent to the school office
1.05 p.m.	Maths
1.50 p.m.	Child initiated – Reception and Nursery
3.00 p.m.	Story
3.15 p.m.	End of the school day. Children are shown out of their classroom by teachers to ensure their safety

Entrances and Exits in and out of school



This is the door where Reception go in.



This is where Reception hang up their coats.



These are the Reception teachers



*Miss Lloyd
Early Years phase Leader*



Mrs Dent

These are the Reception and Nursery classrooms.



These are the Early Years toilets.



This is the Early Years outdoor area.



This is the hall where Reception will do PE.



This is the hall where Reception will have lunch.



Universal Free SCHOOL Meals Years Reception to Year 2

If your children are in reception, year 1 or year 2 are entitled to a Universal Free School Meal. You will be required to complete a form on your entry to school as registering could raise extra funds for the school, to fund valuable support like extra tuition, additional teaching or school activities. From year 3 to 6 you need to apply separately for Free School Meals, so please use the link below for further information.

Free School Meals

To find out if you are eligible and to apply for free school meals, visit Telford & Wrekin's free school meals page.

Sandwiches and Packed Lunches

Children are welcome to bring packed lunches to school if they prefer that to school meals. They are eaten in the school hall alongside the children with school meals.



Class Pages on the Website

<http://williamreynoldsprimary.org/>

Click on Your 'Child's Base'



Then click on Reception

Reception

Then click on your child's base

Base 1

Base 2

You can find out:

What your child is learning each term, Important dates, Photo's of educational visits and Photo's of children's learning

Homework

Children in Reception are given a free book bag to bring to school each day. The Home/School diary goes home each night in the book bag. The diary contains information about P.E. and Forest School kit and targets for Literacy, Mathematics and Science. Homework is given out on a Monday and collected in on a Friday in a homework book. Reading books are changed 3-4 times a week. Parents need to fill in the section parent comment on the reading record each week.

Reading Record



Reading - Autumn Term 1- Week 3

Focus: To begin to identify letters and sounds in cvc words e.g. c-a-t

Parent Comment

School Comment

Signed: _____

Signed: _____

I've been on the online Bug Club this week



Bug Club

Date _____

Write your name

Look	Monday	Tuesday	Wednesday	Thursday
the				
into				
go				
no				

Fill in the missing numbers

1		3		5				9	10
---	--	---	--	---	--	--	--	---	----

1	2	3		5	6	7			10
---	---	---	--	---	---	---	--	--	----

1	2		4		6		8	9	
---	---	--	---	--	---	--	---	---	--

	2	3	4		6	7		9	
--	---	---	---	--	---	---	--	---	--

Websites

Inside the front cover of the homework books are passwords to access Bug Club and Purple mash at home to support your child's learning at school.



e books to read



Maths and literacy activities

Friday Parent Reading

Parents are invited to share a book with their child



Let's Read Together



Please remember to stay and read with your child for a few minutes on a Friday morning.

Letters and Sounds

We use the Letters and Sounds phonic programmes to teach children to read, write and spell.


















































What is Letters and Sounds?

Letters and Sounds is a systematic approach for teaching children to read using phonics. It is split into six phases, from starting to learn about sounds at nursery to becoming fluent readers around age 7.

The phonic approach encourages us to directly link letters (graphemes) to sounds (phonemes), and to teach children pure sounds like *ah*, *b*, *k* when encountering the alphabet. So, children learn how to put sounds represented by letters or letter groups (like *ch* or *igh*) together to read words in a more straightforward way.

You can watch a video to see how to pronounce the 44 pure sounds.



Phase 2											
 s	 a	 t	 p	 i	 n	 m	 d	 g	 o	 c	 k
 ck	 e	 u	 r	 h	 b	 f	 ff	 l	 ll	 ss	
Phase 3											
 j	 v	 w	 x	 y	 z	 zz	 qu	 ch	 sh		
 th	 ng	 ai	 ee	 igh	 oa	 oo	 ar	 or	 ur		
 ow	 oi	 ear	 air	 ure	 er						

Jarman Font Handwriting

We teach Jarman Font handwriting to prepare the children for joined up writing.

A	B	C	D	E	F	G	H	I	J	K	L	M	N	O	P	Q	R	S	T	U	V	W	X	Y	Z
a	b	c	d	e	f	g	h	i	j	k	l	m	n	σ	p	q	r	s	t	u	v	w	x	y	z

Forest School

Forest School is an innovative educational approach to outdoor play and learning. The philosophy of Forest School is to encourage and inspire individuals of any age through positive outdoor experiences. We currently run Forest School sessions in the Foundation Stage led by a suitably trained member of staff. An area within the school grounds has been developed as our Forest School area. Children have the opportunity to learn about the natural environment, how to handle risks and most importantly to use their own initiative to solve problems and co-operate with others.



Our School Uniform



We have a school uniform at William Reynolds Primary School and Nursery. We believe this gives the child a real sense of belonging to a community and a sense of pride in their school.

We expect children to be clean and tidy and we have a practical, hard-wearing uniform.

The basis of our uniform is;

- a dark blue sweatshirt or cardigan*
- a pale blue polo shirt*
- black or grey trousers, shorts, skirts or pinafore*
- blue checked or striped dresses*
- black shoes*

Shoes with high heels and shoes without backs or thin soles are not safe for the children to wear in school.

Our school uniform is supplied by [Brigade Clothing](https://brigade.uk.com).

Email: sales@brigade.uk.com

Tel: 024 7642 1083



PE Kit

Pupils need to wear a plain white t-shirt and black shorts with trainers or pumps as a change of footwear for P.E. A plain sweat shirt and leggings or jogging pants can be worn for outdoor PE when the weather is cold.

All items of uniform must have your child's name clearly written on the label. This ensures that lost items can be returned to the correct owner.

Jewellery policy

It is our policy that pupils do not wear jewellery to school. We have assessed the risk of injury to pupils and in order to reduce the risk we have agreed a policy whereby pupils may only wear simple stud earrings, if their ears are pierced, and a watch. These need to be removed for all PE activities.



Medical Information

For the safety of the pupils we try to minimise the number of medicines in school and therefore we do not usually administer medicines in school. Pupils taking medicines three times a day should take it before school, after school and at bedtime.

Should it be necessary for any medicines or tablets to be kept in school they will be stored safely and securely in the school office and will usually be administered by one of our specifically trained staff. Only medication prescribed by a doctor with the appropriate label can be given by staff. We cannot administer off the shelf medication.

A "Parental Request for Medicine to be Administered in Schools" form must be completed by the parents before any medication can be administered.

If your child suffers from asthma and requires an inhaler while at school, you must inform us of your child's condition and the required treatment. Parents/carers are asked to provide an inhaler and spacer which will remain in the school and complete a form giving staff at school permission to oversee the use of their child's medication. Pupils will keep their inhaler with them at all times in a clearly labelled inhaler pouch, provided by school as advised by the Asthma Association and can fully engage in the school curriculum. There is an emergency inhaler kept in school.



School Governors

*The Governing body has
representatives from parents,
staff and LEA.*



*Jane Tranter
Chair of Governors*



How you can work in partnership with the school?



- *Share an interest in your child's work.*
- *Encourage and praise your child's efforts.*
- *Listen to your child read their school reading book.*
- *Fill in the parent comment on the reading record.*
- *Check your child's homework is complete.*
 - *Bring in PE kit labelled with name.*

We look forward to seeing you all soon!



William Reynolds Primary and
Nursery School

"To be the best we can be"

