













Year 3	Monday	Tuesday	Wednesday	Thursday Internet Safety day	Friday
<p>Writing (1 hour)</p> <p>*There is now a weekly handwriting lesson too which can be completed at any point during this week.</p>	<p>purple mash <u>Science</u> Watch the investigation video and pause when prompted. Upload your work for today and press hand in.</p>	<p>purple mash Follow the teaching video to create a word bank that you will use this week to write your own instructions. Pause the video where prompted to complete your task. Upload a photo of your word bank.</p>	<p>purple mash Follow the teaching video to create a picture map of your instructions. You can add in some of your key words from yesterday where you plan to use them when you do your instruction writing tomorrow. Upload a photo of your picture map.</p>	<p>purple mash Following the teaching video use all of your learning from this week to write your instructions. Your picture map from yesterday will be very helpful today when you write your instructions in the correct order. Upload a photo of your instructions written neatly.</p>	<p>purple mash <u>Practising pancake making for next Tuesday</u> Use your instructions from yesterday to carefully to make a pancake. Use your maths measuring skills to measure your ingredients for your pancakes. Use your design technology skills to hygienically and safely prepare your pancakes.</p>
<p>Maths (1 hour)</p>	<p>purple mash Follow the teaching video to complete your target board of fraction calculations. Upload and hand in your work</p>	<p>purple mash Follow the teaching video to learn how to add fractions. Upload and hand in your work.</p>	<p>purple mash Follow the teaching video to learn how to subtract fractions. Upload and hand in your work.</p>	<p>purple mash Complete the arithmetic target board using + - and x - I have added some fraction calculations too! Upload and hand in your work.</p>	<p>You could role play this with play doh as an alternative - adult's choice. Upload a photo of you cooking your pancake.</p>
<p>Reading (30 mins)</p>	<p>Bug club Please complete a minimum of one book and quiz - I will check! </p>	<p>Bug club Please complete a minimum of one book and quiz - I will check! </p>	<p>Bug club Please complete a minimum of one book and quiz - I will check! </p>	<p>Bug club Please complete a minimum of one book and quiz - I will check! </p>	<p>Get caught reading out loud to someone at home.  Upload your photo on the 2Do.</p>
<p>Spellings (15 mins)</p>	<p>purple mash Drag the letters to spell the words correctly. Practise any words that you struggle with. Hand in your work on purple mash.</p>	<p>purple mash Your Look, Say, Cover, Write, Check sheet is on Purple Mash. Complete on a piece of paper - try not to rush. Upload and hand in your work.</p>	<p>purple mash Fill in the gaps in each sentence with this week's spelling words. Hand in your work on purple mash.</p>	<p>purple mash Find out what these words mean and write the definitions. Hand in your work on purple mash.</p>	<p>purple mash Ask a grown up to test you on this week's spelling on the 'Friday spelling test' 2Do. I have set a list of words on Purple Mash for the adults to use. Hand in your work on purple mash.</p>

<p>Topic (1 hour)</p>	 <p><u>PE</u> Complete a Joe Wicks workout. Remember to warm up before you start and to stretch your muscles when you finish. Upload a sweaty thumbs up when you have finished.</p>	 <p><u>Art</u> Look at some examples of George Stubbs' art. Try to recreate one of the pieces using what you have at home. You might sketch, colour, paint, collage - your choice! Upload and hand in a photo of your work.</p>	 <p><u>Computing</u> We have looked at lots of rules about how to keep you safe when emailing. Part 1 - read the email safety slides. Part 2 - Complete the safety quiz by writing safe or unsafe as your answer. Click Hand in if you are prompted to (Purple Mash should do this for you if you complete the quiz fully)</p>	 <p><u>PSHE</u> Part 1 - Watch the video about the internet. Part 2 - Use the template on the video to make a poster all about the positives and negatives of the internet. Upload your poster on Purple Mash.</p>	 <p><u>Wellbeing</u> It's important to look after your mental health too! Spend some quality time with your family listening to some music that you love and having a good old boogie. You do not need to upload any evidence - just click hand in when completed.</p>
<p>Story/News (15 mins)</p>	 <p>Look at this week's author of the week on Oak National Academy. You can read the book yourself by clicking through the pages or you can listen to the recorded version as you scroll down the page. You do not need to hand in or upload.</p>	 <p>Watch Newsround Home - CBBC Newsround</p>			