



School Newsletter

October 2023

School Contact Number: 01952 388280

School Email: A2158@telford.gov.uk

School Website: <https://williamreynoldsprimary.org/>

**"To be the best
we can be"**

Head Teacher:
Miss Julie Marriott

Chair of Governors:
Mrs Jane Tranter

Dear Parents, Carers and Governors,

We hope you have all had chance to read our school Ofsted report!

As a school community, we are so proud to have retained our Outstanding judgement and recognise that this is a team effort



We want to thank our supportive parents and carers, amazing pupils and dedicated governors and staff who contribute so much to making our school one we can all be truly proud to be a part of.



Our School Values

Challenge Make every experience exceptional	Honesty Always do the right thing	Ownership Take accountability for your actions	Courage Be determined to deliver greatness	Collaboration Work together to succeed
---	---	--	--	--

DON'T MISS
the DEADLINE



Year 7 Applications for September 2024

If your child is currently in Year 6, you will need to go online to apply for their Year 7 school place.

It is vital that this application is made by 31st October - failure to do so is likely to result in your child being allocated a school that you may not want them to attend, meaning that they may also have to travel some distance to attend school.

You can apply online at :

https://www.telford.gov.uk/info/20026/school_admissions/3247/applying_for_a_school_place

Is your child due to start Reception in September 2024?

The online application form for children starting school in September 2024 is now available via the website www.telford.gov.uk/admissions.

The online form will need to be used to apply for a place.

There is an information booklet available online at: [School Admissions Information Booklets - 2024 / 2025 - Telford & Wrekin Council](#)

Apply online NOW

Starting school?
Closing date for applications:
15 January 2024

If your child has an Education, Health & Care Plan (EHCP) the closing date is **31 October 2023**.

www.telford.gov.uk/admissions

- You **must** apply if your child was born between 1 September 2019 – 31 August 2020.
- You **must** apply even if your child is attending a nursery or pre-school on a school site or you have a child already attending the school.
- Attending a nursery does **not** guarantee a school place.
- School places are allocated in line with oversubscription criteria.
- See website for more information www.telford.gov.uk/admissions or contact School Admissions at admissions@telford.gov.uk

Parent Consultations

Thank you to all the parents and carers who have already been in to meet with their child's class teacher. If your child has already had their consultation date and you were unable to meet their teacher due to other commitments, please ask their teacher for an update. We know how proud children across school are of their work and it is always lovely to see the progress they are making.

Date	Year Group	Event
Monday 23rd October	Y1	Parent Consultations
Tuesday 24th October	Reception	Parent Consultations
Thursday 26th October	Y3	Parent Consultations
Monday 20th November	Nursery	Parent Consultations

School Council

What Do We Do?



Telford Crisis Support



What Do We Do?



Madeley Memorial Service



What Do We Do?



Woodside Community Library



What Do We Do?



UNCRC- Rights of the Child



Year 1 School Council 2023 - 2024



Base 3: Noel Pryce and Molly Malin



Base 4: Nana Adu-Takyi and Lilly-Mae Nowland

Year 2 School Council 2023 - 2024



Base 5: Liam Hinton and Fearnò Delday



Base 6: Antoni Brzezinski and Lily Szczepanska

Year 3 School Council 2023 - 2024



Base 7: James Junior Ray and Megan Wallis



Base 8: Hotez Till and Elizabeth Hopkins

Year 4 School Council 2023 - 2024



Base 9: Joshua Onunonu Prince and Evelyns Parsons



Base 10: Alvin Nimsah and Esmae Malin

Year 5 School Council 2023 - 2024



Base 11: Lemuel Amankwaah and Bahle Matanandamanvoro



Base 12: Rory Eccles and Isabelle Eccleston

Year 6 School Council 2023 - 2024



Base 13: Joel Farrington and Macey Nowland



Base 14: Trai Brown-McCatty and Florence Hitchcock

TAG Rugby Competition

Earlier this month, a group of Year 5 and 6 children went to take part in a Tag Rugby development afternoon at Haberdasher's Abraham Darby School. The event was organised by Telford and Wrekin School Sports Partnership.



The main aim of the afternoon was to have fun and develop children's love for, and skills in, rugby. 12 schools from across Telford and Wrekin attended the event and were split into 3 groups of 4, where each team played 3 matches, with one final game against an opponent from one of the other groups. Because it was a development afternoon, scores were not important and there was no overall winner. The game of rugby and all the children who took part were the winners.

With very little experience of playing Tag Rugby, except half a term in Year 4, the team grew in ability and confidence throughout the afternoon. With each new game, passing skills improved and became more accurate; communication became better with more talking and encouragement between players; defence got better with fewer tries being scored against us.

There were some fantastic individual performances throughout the afternoon with several of our tries coming from individual, mazy runs, either weaving through the middle of the opposition defence or running down the sideline. However, it was the team tries that were the most impressive, with straight running, quick thinking, great handling skills and fantastic support lines from teammates that saw us score some absolutely amazing tries.


Across the afternoon all of the children grew in confidence and supported each other, celebrating tries as a team and encouraging each other when things didn't go our way.

They were an absolute credit to our school and displayed the rugby TREDs values (Teamwork, Respect, Enjoyments, Discipline and Sportsmanship) all the time.

Toothbrushing in Early Years

The school nurse came to visit reception classes with Derek the dragon. She gave a talk about the importance of toothbrushing twice a day. Her catch phrase was 'spit not rinse'. She gave the children examples of sugary food which can cause decay in their teeth and promoted healthy eating.



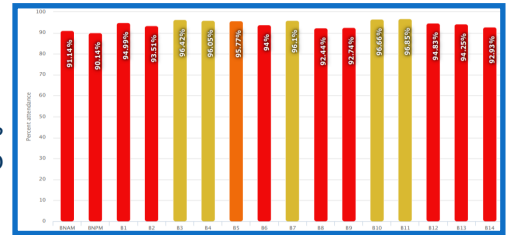


Attendance

We are continuing to work hard on improving our attendance across school.

Best Attendance from September 2023 to October 2023:

Base 11 are currently in the lead with 96.85% attendance this year so far - a really big well done to Base 11!



Most Punctual Class from September 2023 to October 2023:

Well done to Afternoon Nursery with 100% arriving on time.

WHAT IS THE ROLE OF AN EDUCATION WELFARE OFFICER?

Education Welfare Officer (EWO)

Our School Education Welfare Officer, Toni Bohn, is employed by Telford and Wrekin Council. As part of her role, she meets with us in school regularly to review our attendance. In these meetings, we are asked about the reasons for absence for children whose attendance is beginning to drop below 96%. Following this, we make decisions with our EWO about what happens next.

In-between these times, she continues to monitor our school attendance and will often complete home visits to families who we have been unable to make contact with.

It is really important to contact school by 9am, if your child is unwell and cannot attend school for any reason. Contacting school also helps avoid home visits where there is a genuine reason for absence.



Does my child need to stay at home?

Cough and cold - Your child can still attend school.

Rash - a rash could be a sign of an infectious illness. Check with a GP, nurse or pharmacist if you are unsure.

Headache - Your child can still attend school.

Sore throat - Your child can still attend school.

Vomiting and diarrhoea - Your child will need to be kept off school for 48 hours.

If your child is taking prescribed medication, they can still attend school and we can administer their dose for you.



Updated Government Guidance on attendance has been in place from September 2022.

It states: 'It is the legal responsibility of every parent to make sure their child receives that education either by attendance at a school or by education otherwise than at a school.'

Where parents decide to have their child registered at school, they have an additional legal duty to ensure their child attends that school regularly. This means their child must attend every day that the school is open, except in a small number of allowable circumstances such as being too ill to attend or being given permission for an absence in advance from the school.'

The Full Guidance is available at: <https://www.gov.uk/government/publications/working-together-to-improve-school-attendance>

Department for Education

Working together to improve school attendance

Guidance for maintained schools, academies, independent schools, and local authorities

Published: May 2022
Applies from: September 2022

NSPCC Online Safety Workshop

Lizzie Brookes from the NSPCC visited school on 17th October 2023 to deliver a workshop for parents and carers.

Some of the many themes covered within the workshop were:

- ♦ Worries and concerns when children go online;
- ♦ Useful tips to keep children safe online. E.g. access in a family space, don't use headphones;
- ♦ Positives Vs Risks;
- ♦ Importance of not oversharing personal information;
- ♦ How to manage risks;
- ♦ Spotting signs of online abuse;
- ♦ Benefits and risks of online gaming;
- ♦ Vocabulary meanings e.g. VR, AR, skin, whisper, lootboxes,
- ♦ PEGI ratings.



Online safety Resources for parents and carers

NSPCC resources

- For guidance on a wide range of topics, visit the NSPCC's online safety pages: nspcc.org.uk/keeping-children-safe/online-safety
- For practical tips and real-life case studies, watch the NSPCC's parenting online series: youtube.com/user/nspcc
- Use Talk PANTS resources to help you speak to younger children about sexual abuse online, in an age-appropriate way: nspcc.org.uk/keeping-children-safe/support-for-parents/pants-underwear-rule

Resources for children and young people

- They can visit the Childline website for advice and information: childline.org.uk
- Call Childline on 0800 1111 to speak to one of our counsellors about anything worrying them
- Share experiences and get peer support on the Childline message boards: childline.org.uk/get-support/message-boards
- Contact Young Minds crisis messenger (Text YM to 85258) or visit the Young Minds website for advice about mental health: youngminds.org.uk
- Visit Childline's online and mobile safety page to learn how to stay safe online: childline.org.uk/info-advice/bullying-abuse-safety/online-mobile-safety
- Watch films on lots of different topics on Childline's YouTube Channel (aimed at young people aged 13-18): youtube.com/user/childline

Reporting sites

- Contact CEOP if you're concerned about someone making inappropriate or sexual contact with a child online: ceop.police.uk/safety-centre
- Report sexual images and videos of children shared online to the Internet Watch Foundation
- Report anything online which causes someone distress or harm to Report Harmful Content: reportharmfulcontent.com

Online safety Workshop factsheet



Key risks

- Who they're **talking to**
 - This includes grooming and cyberbullying
- What they're **seeing**
 - Innocent searches can lead to not so innocent results
 - Children are often a few clicks away from inappropriate/harmful content
- What they're **'oversharing'**
 - Personal information, location and nude images/videos
 - Remember that when young people share online, it may never be fully private

Signs of online abuse

- **Children may not know what's happening to them**, so the signs may not always be obvious
- **Sudden, unexplained changes** are usually an indication that something's wrong
- Consider what's **age-appropriate** for your child

A child's experience online

- **Remember to focus on what your children are doing online**, not how long they spend online
- The apps and games they're using can be **multi-use** and the risks can lie in these features, eg a game can have chat features and chat apps can have games
- **The things children like to do offline are the same as online**, and the same can be applied in keeping them safe

Top tips for staying safe online

- **Talk with your child** about online safety
- **Explore their favourite apps, sites and games**, and look at the safety features, together
- Make **going online a family activity** where you support each other

Practical advice

- Keeping **younger children** safe online:
 - Supervise what they're doing
 - Check games and videos before they watch and play
 - Turn off autoplay settings
 - Put safety settings on their apps and games
 - Agree rules and boundaries together using the NSPCC family agreement
- Keeping **older children** safe online
 - Ask them what they like to use online and set these things up safely together
 - Use the latest app challenges, like TikTok dances, as a chance to explore together
 - Watch the Childline's YouTube channel films
 - Be realistic with rules, setting ones which you could follow as well
 - Remind them where they can go for support if something worries or upsets them

Getting support for you and your child

- Share **knowledge** with other parents/carers
 - What apps and games young people use
- Share **tips**
 - How do other parents keep their child safe online?
- Share **supervision**
 - Take turns supervising and supporting your child and their friends when they're online, just like you would if they were at each other's houses

Top tips for talking with your child:

1. **Always start with the positives.** Ask your child to show you what they like doing online as this will show your child that you care about what they enjoy and don't always focus on the risks
2. **Make sure they know the basics** to stay safe online, eg how to **report and block**
3. **Explore apps and games together** so you understand the apps they like to use and can make them safe to use, together
4. **Remind them they can always come to you or Childline** for support about anything



Parent Feedback:

- It was easy to understand and informative. There is so many new things out there.
- The definitions were useful.
- It was really good and made the information easy to understand.
- It was good to find out about the settings.
- It was interesting—there was lots I didn't know.
- I feel enlightened! There are lots of things to prioritise. We have to grow with our kids when it comes to online life.

Quick Age Limit Guide		
WhatsApp 16	TikTok 13	Facebook 13
Instagram 13	Snapchat 13	Skype 13

Nursery Places

We have spaces available for Nursery. Children can start after their third birthday - please ring the School Office.



Wraparound Care

We provide:

Breakfast Club: 07:45am

Cost: £1:50 per session

After School Provision: Until 5:30pm



Cost: £5 per session

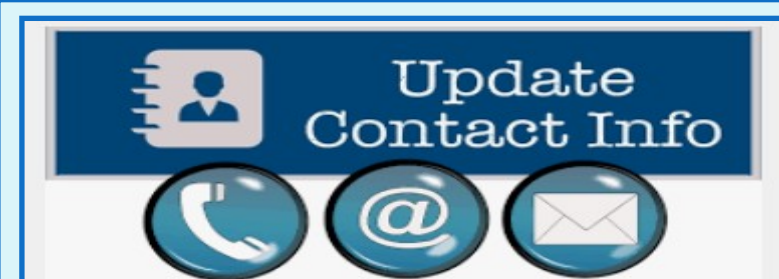
Please fill in a form at the office if you need a place for your child. Payment is made through ParentPay.

A Polite Reminder

We encourage children to travel to school on their bike or scooter and have safe places for them to store these during the school day.



Please could we ask that they do not ride these on the school site. We appreciate your support with this to help us ensure the safe drop off and collection of all children. As you are aware, the playground is a busy place at the start and end of the school day and we want to avoid any accidents.



Contact Information

Have you moved or changed your contact information?

If you have had a change of address, contact number or email address, it is really important for us to be informed of this.

Please go to the school office if you need to update any of your contact information. It is really important that there is an up to date contact number held at school so that we can contact you, if needed, during the school day.

It's getting colder...

We are starting to get some colder, and often wetter weather lately. Please ensure your child comes to school in warm clothing appropriate for the weather.



Children in Need - Friday 17th November

Be Spotacular!

Come to school for a non-uniform day! Bring a cash donation to put in the bucket on your way into class.



ANTI-BULLYING WEEK 2023

WHAT IS ANTI-BULLYING WEEK?

Anti-Bullying Week is an annual UK event which aims to raise awareness of bullying and highlight ways of preventing and responding to it.

In England, Anti-Bullying Week is organised by the Anti-Bullying Alliance, which is a network of more than 100 member organisations - all united against bullying.



WHAT'S HAPPENING THIS YEAR?

This year the theme is 'Make a Noise About Bullying', which aims to empower children to counter the harm and hurt that bullying causes.

Last year, 80% of schools marked Anti-Bullying Week in their calendars, meaning it reached over 7.5 million young people!

This year, Anti-Bullying Week will encourage children to reach out and show others the support they need.

Odd Socks Day marks the start of Anti-Bullying Week. In 2023, it will take place on Monday 13th November.

Help us to celebrate what makes us all unique and spread kindness!

Odd Socks Day 2023 is supported by CBeebies and CBBC presenter, Andy Day and his band, 'Andy and the Odd Socks'.



<< Bullying is the repetitive, intentional hurting of one person or group by another person or group, where the relationship involves an imbalance of power. It can happen face to face or online. >>

ANTI-BULLYING ALLIANCE
Definition of bullying




Subject Spotlight: Science



Our three principle aims following the National Curriculum in England for Science are:

- to have good scientific knowledge and conceptual understanding of biology, chemistry and physics.
- to develop scientific skills through different types of science enquiries to help them answer questions about the world around them.
- to be equipped with the scientific knowledge required to understand the uses and implications of science, today and for the future.



Expertise in science requires pupils to build, remember and connect together a rich body of knowledge.

Progression documents are used to identify clear outcomes from Early Years to Year 6:

Year Group	Year 1	Year 2	Year 3	Year 4	Year 5	Year 6
Biology Animals including humans Plants Food chains Habitats Micro-organisms	Knows the names of some animals and plants. Knows that animals and plants have different needs. Knows that animals and plants have different habitats. Knows that animals and plants have different parts. Knows that animals and plants have different life cycles.	Knows the names of some animals and plants. Knows that animals and plants have different needs. Knows that animals and plants have different habitats. Knows that animals and plants have different parts. Knows that animals and plants have different life cycles.	Knows the names of some animals and plants. Knows that animals and plants have different needs. Knows that animals and plants have different habitats. Knows that animals and plants have different parts. Knows that animals and plants have different life cycles.	Knows the names of some animals and plants. Knows that animals and plants have different needs. Knows that animals and plants have different habitats. Knows that animals and plants have different parts. Knows that animals and plants have different life cycles.	Knows the names of some animals and plants. Knows that animals and plants have different needs. Knows that animals and plants have different habitats. Knows that animals and plants have different parts. Knows that animals and plants have different life cycles.	Knows the names of some animals and plants. Knows that animals and plants have different needs. Knows that animals and plants have different habitats. Knows that animals and plants have different parts. Knows that animals and plants have different life cycles.
Physics Forces Light Sound Electricity Magnetism	Knows that forces can push and pull. Knows that light travels in straight lines. Knows that sound travels through air. Knows that electricity flows through wires. Knows that magnets attract and repel.	Knows that forces can push and pull. Knows that light travels in straight lines. Knows that sound travels through air. Knows that electricity flows through wires. Knows that magnets attract and repel.	Knows that forces can push and pull. Knows that light travels in straight lines. Knows that sound travels through air. Knows that electricity flows through wires. Knows that magnets attract and repel.	Knows that forces can push and pull. Knows that light travels in straight lines. Knows that sound travels through air. Knows that electricity flows through wires. Knows that magnets attract and repel.	Knows that forces can push and pull. Knows that light travels in straight lines. Knows that sound travels through air. Knows that electricity flows through wires. Knows that magnets attract and repel.	Knows that forces can push and pull. Knows that light travels in straight lines. Knows that sound travels through air. Knows that electricity flows through wires. Knows that magnets attract and repel.



Knowledge Organisers

Year 3

Key vocabulary: Rock, Soil, Fossil, Sediment, Erosion, Weathering, Stratification, Fossilisation, Dinosaur, Extinct, Fossil Fuels, Carbon Dioxide, Global Warming, Climate Change, Renewable Energy, Non-renewable Energy, Pollution, Recycling, Sustainability, Environment, Ecosystem, Biodiversity, Conservation, Endangered Species, National Trust, English Heritage, World Heritage Site, Ancient Egypt, Roman Britain, Anglo-Saxons, Vikings, Normans, Middle Ages, Tudors, Stuarts, Hanoverians, Victorians, Edwardians, Modern Britain, European Union, Brexit, Globalisation, Digital Technology, Artificial Intelligence, Space Exploration, Climate Change, Renewable Energy, Non-renewable Energy, Pollution, Recycling, Sustainability, Environment, Ecosystem, Biodiversity, Conservation, Endangered Species, National Trust, English Heritage, World Heritage Site, Ancient Egypt, Roman Britain, Anglo-Saxons, Vikings, Normans, Middle Ages, Tudors, Stuarts, Hanoverians, Victorians, Edwardians, Modern Britain, European Union, Brexit, Globalisation, Digital Technology, Artificial Intelligence, Space Exploration.

Key concepts: The process by which fossils are formed. The study of fossils. How fossils are used to learn about the past. How fossils are used to learn about the Earth's history. How fossils are used to learn about the evolution of life. How fossils are used to learn about the environment of the past. How fossils are used to learn about the climate of the past. How fossils are used to learn about the geology of the past. How fossils are used to learn about the biology of the past. How fossils are used to learn about the chemistry of the past. How fossils are used to learn about the physics of the past. How fossils are used to learn about the history of the past. How fossils are used to learn about the culture of the past. How fossils are used to learn about the art of the past. How fossils are used to learn about the music of the past. How fossils are used to learn about the literature of the past. How fossils are used to learn about the philosophy of the past. How fossils are used to learn about the religion of the past. How fossils are used to learn about the science of the past. How fossils are used to learn about the technology of the past. How fossils are used to learn about the medicine of the past. How fossils are used to learn about the law of the past. How fossils are used to learn about the politics of the past. How fossils are used to learn about the economics of the past. How fossils are used to learn about the sociology of the past. How fossils are used to learn about the anthropology of the past. How fossils are used to learn about the linguistics of the past. How fossils are used to learn about the psychology of the past. How fossils are used to learn about the sociology of the past. How fossils are used to learn about the anthropology of the past. How fossils are used to learn about the linguistics of the past. How fossils are used to learn about the psychology of the past.

Expressive Arts and Design in reception

Creating with Materials

In small groups the children were shown a range of materials and tools - glue stick, split pins, treasury tags, masking tape, thread/wool and a hole punch and they explored how they could be used to create different joining techniques.



Year 4 - Church Viist

Tuesday 17th October saw Year 4 taking a walk down to visit St Michael's Church in Madeley. As part of their RE work, they have been thinking about 'Sacred Places' with a particular focus on places that are sacred to Christians and Muslims. In their lessons, they have looked at pictures of churches and mosques and watched videos about them, but it was a fantastic experience to be able to go into a church and see and touch what they had been learning about in their lessons.

Year 4 want to say a big thank you to Reverend Freeman, who showed the children around the church and allowed the teachers to dress up in her robes so the children could see what vicars and priests wear.



Thrive 365

Dragonfly: Impact Education



Did you know?

Balancing the different needs of family members is always a challenge, but if a child in the family has autism, this can be even more demanding. It can be difficult for parents under this kind of pressure to model emotional regulation which in turn impacts on the children and can quickly become a negative cycle. Identifying support networks such as family, friends, or support groups of other parents who have children with autism can be a huge help. Sometimes these can be run by schools, or by charities such as Contact (<https://contact.org.uk/help-for-families/listening-ear/>). This week, we offer tips for parents, younger siblings and teenage siblings of children with autism.

2 Tips for younger children

Offer information and reassurance, such as:

'Sometimes, people with autism might do things that seem strange. They might scream, or rock backwards and forwards, or flap their hands. Or perhaps they do something else that seems different.'

This might be because they are:

- Excited
- Nervous or scared
- There's a lot going on
- They are trying to relax'

Encourage them to ask you when their sibling does something they don't understand. Explore reasons why they might behave like that.

1 Tips for parents

Often, conflicts arise through misunderstanding. Position yourself as an observer in your family. Notice the different ways family members show affection or irritation through their body language, facial expressions or actions. Translate these non-verbal cues to your children. Perhaps they don't realise that their sibling is trying to show affection when they barge into his/her room. Maybe they don't notice that their sibling needs space when they start to close down and become very quiet. Also, offer your child some practical coping strategies for when their sibling has a meltdown. Where can they go? Can they watch TV in their room or put headphones in? Reassure them of the steps you take to deal with the situation, as they may not be obvious or visible.

3 Tips for older children

Empathise with them - it can feel hard not to have the same relationship with your sibling that your friends seem to have with their brothers or sisters. Remind them that every relationship is different though, just like every person is different.

Often, people with autism have a special interest - something they're really passionate about. Encourage your teen to try and share in that interest with them or to find another interest that they could share, for example if they both enjoy the same kind of music, or maybe they both love cars or football. Even if it's something they'd never do with their friends, stress that it's worth giving it a go and could broaden their own horizons as well as having something special to share that's just for the two of them.

www.dragonflyimpact.co.uk @dragonflyimpact
www.dragonflyimpact.com/how-we-can-help
 Email: info@dragonflyimpact.co.uk

Islands in the Stream:
 Senior Mental Health Leads
 in Schools
 by Claire Paine & Rachel Bushby



PODS CHARITY

Involving and Supporting Families

Challenges at Home sessions

(With support from Principal Educational Psychologist team)

Who? Family members who have a child or young person undergoing or on pathway/waiting for Autism.

Age Range? Open to 0-18 years from mainstream and special schools.

What For? For families to discuss home/life concerns: emotions, behaviour, social, anxieties, routines, etc.

Daytime Sessions 9.30-11.30am PODS Hub, Central Park	Evening Sessions 6.00-7.30pm MS Teams (online)
https://www.ticketsource.co.uk/Parents-Opening-Doors-PODS/e-ggybxj	https://www.ticketsource.co.uk/Parents-Opening-Doors-PODS/e-kgzbbk
18 th October (fully booked) 23 rd November 14 th December	18 th October 23 rd November 14 th December

For further details or ongoing dates into 2024 please make contact with Jayne Stevens directly: Contact details: jayne@podstelford.org / 0777 534 2092

Charity No 1150871




We are all responsible for reporting concerns about a child's welfare.

If you are worried about a child, call Family Connect:

01952 385385
option 1

01952 676500
(out of hours)

FamilyConnect



If you are worried about a child or family in school, you can also speak with a Designated Safeguarding Lead (DSL).

We have seven DSL's in school.

Child Protection
The Designated Safeguarding Leads are:

	In the first instance: Miss Julie Marriott: Headteacher
	Mrs Joanne Shephard: Deputy Headteacher
	Mrs Ruth Angeloff: Assistant Headteacher
	Miss Emma Shankland: SENDCo
	Mrs Wendy Bowen: Teacher
	Mrs Debra Groucott: Inclusion Mentor
	Miss Lauren Dawkins: Wraparound Care Manager
	Mrs Jane Tranter: Governor with responsibility for Safeguarding



Child to parent abuse | Parental Education

What is PEGS?

PEGS is committed to supporting parents, carers and guardians impacted by Child to Parent Abuse.

Their services are free, available for any parent regardless of the age of their child (including adult offspring), and aimed at any parent, carer or guardian experiencing Child to Parent Abuse.

Self referrals can be made by clicking the link below:

[Self Referral Form \(pegsupport.co.uk\)](http://pegsupport.co.uk)


Get in Touch

hello@pegsupport.com




Behaviour Policy

Our Behaviour Policy is available to be viewed on our school website. Reading the policy will enable you to see how our high expectations in school are established and how the children are supported to make good choices using a positive, nurturing approach. You can view the policy by clicking here: [behaviour-policy.pdf \(williamreynoldsprimary.org\)](http://williamreynoldsprimary.org/behaviour-policy.pdf)



William Reynolds Primary School and Nursery

Behaviour Policy



Date of policy creation:	March 2023
Date of policy review:	March 2024
Governing body signature:	

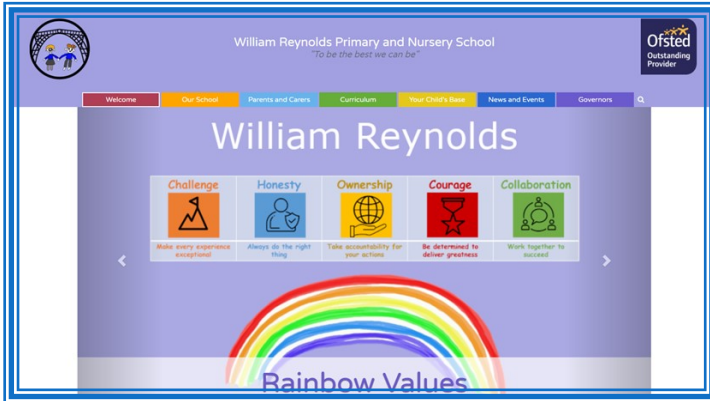
Challenge 	Honesty 	Ownership 	Courage 	Collaboration
----------------------	--------------------	----------------------	--------------------	--------------------------



Website Reminder

Please remember to visit our website regularly. We are always updating our pages so that you can find current information and access class pages.

Did you know that on our website you can find...



Visit our website at:

<http://williamreynoldsprimary.org/>

Have you downloaded our School APP?

Please follow these instructions to download it.

- Android or Apple - go on to the APP Store and download by searching for - Telford and Wrekin school App
- This is the picture that comes up
- Download the APP
- Open the APP
- Change school to William Reynolds Primary school
- Click on notification settings and select school notifications
- Choose - general and the year group your child/children are in
- Then click save
- You can view any notifications sent by clicking on - view notifications.



Class Pages


School Menu

Policies

Subject Areas

Term Dates

And so much





According to the Roblox website, 'Roblox is the world's largest interactive social platform for play.' For those of you who are unfamiliar with the game, it is a multi-player online gaming platform which allows children to play and create a variety of games in a 3D world. Roblox is free to play and available on all modern smartphones, tablets, desktops, Xbox One, Oculus Rift, and HTC Vive.



What parents need to know about ROBLOX

ROBLOX STUDIO
The Roblox Studio allows users to create their own games and 'worlds' for others to play on the platform. As the games are user generated, it gives users the freedom to potentially include things you do not want your child to be exposed to, for example, weapons, violence and even pornographic content. There are no age restrictions on the games created in the Roblox Studio and to remove games from the platform Roblox relies on people reporting negative/violent content.



CHATTING & FRIEND REQUESTS
Whilst the games in Roblox are aimed at 8 to 18-year-olds, there are currently no age restrictions for signing up. This means that both adults and young people can play and communicate with each other and send friend requests through the platform. Once a friend request is accepted, this means that they can communicate with each other outside of gameplay.



ROBUX ONLINE PAYMENTS
When a user creates a game, they earn something called 'Robux,' which works as a currency within the platform and enables the purchase of upgrades and memberships. If the created game is of good quality and attracts multiple players and in-game adverts, children have the ability to earn a lot of 'Robux.' Once a user has earned a certain amount of Robux, they can convert this to real cash and withdraw it to a PayPal account. To withdraw money, users need to be over 13, have a PayPal account and have paid for the Roblox premium subscription.



Top Tips for Parents

ALERT!
Tell your children to be careful and to think twice before they click any random advert or popup. There are a lot of phishing scams that advertise free Roblox etc. with the intent of stealing your child's personal information.

UNLIST SOCIAL MEDIA ACCOUNTS
Make sure your child's social media accounts are not listed in the settings/account information. If they are, advise them to set them to private or remove them from their account. This will ensure that nobody will be able to find and contact them on their social media platforms outside of Roblox.

CHECK SHARED INFORMATION
In the account settings, check that your child is not giving away any personal information in their bio/profile. For example, their full name, phone number or snapchat name. If you see that they have, explain why this is potentially dangerous and remove immediately.


2-STEP VERIFICATION
Roblox has a great two-step verification security feature which we recommend you enable to add an extra layer of security to your child's account.

HAVE A CHAT ABOUT 'GRIEFING'
Griefing is when someone purposely upsets another player in a game. This can be done by setting traps, damaging or stealing something from another player, intentionally killing them and generally doing something in the game to spoil their gameplay. Essentially, 'Griefing' is a form of cyberbullying and can be extremely frustrating and upsetting for players.

RESTRICT PAYMENT METHODS
Roblox is a free to play game, but there are still options to make additional in-game purchases. If you do not want your child to make payments, ensure your card is not associated with their account. If you are happy for your child to make payments in the game, but want to restrict spending, we suggest using a games console gift card. These can be purchased in specific amounts, which will enable you to restrict how much your child spends and removes the need for a credit/debit card to be used with their account.

DISABLE IN-GAME CHAT
Roblox is great for children to play together and chat to each other. However, if you want to completely turn off in-game chat for your child (meaning they cannot contact anyone, including their friends) you can do so by following these steps: When logged in, go to the Account Settings page by clicking on the gear icon at the top right corner of the page, then click Settings. Next, click on the Privacy tab and under 'Who can chat with me in game?' select 'No one' and this will disable in-game chat!

IS YOUR CHILD UNDER 13?
Unfortunately, there are hundreds of YouTube videos showing children how to change their age settings on Roblox, so firstly, you should talk to your child to set up some rules/agreement. There are additional safety features for children under 13, for example having their posts and chats filtered for inappropriate content and behaviour, so it is worth checking that your child has set up their account with the correct age. You can find this in their account settings.



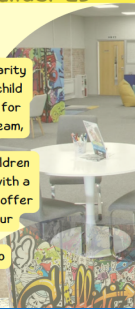


SHROPSHIRE BEAM

Emotional wellbeing drop-in service for children and young people under 25

Who are we?

We're Shropshire Beam, part of The Children's Society. The Children's Society are a national charity that fight for the hope and happiness of every child and young person to achieve long-lasting change for this generation and the ones to come. Here at Beam, we hold drop-in sessions with our experienced practitioners to offer emotional support for children and young people under 25 who are registered with a GP in Shropshire or Telford and Wrekin. We also offer a range of workshops which are advertised on our Instagram account: @shropshirebeam. To access our drop-in sessions, you don't need to book - just pop-in and one of our friendly practitioners will welcome you in!



LOCATIONS AND TIMES

When?	Where?	Time?
Mondays	Sundorne Youth Centre 218 Sundorne Road Shrewsbury SY1 4RG	12pm-4pm (last sessions held @ 3pm)
Tuesdays	Shropshire Beam 9 Market Square Wellington TF1 1BP	10am-6pm (last sessions held @5pm)
Thursdays	Shropshire Beam 9 Market Square Wellington TF1 1BP	10am-6pm (last sessions held @5pm)
Saturdays	Shropshire Beam 9 Market Square Wellington TF1 1BP	10am-2pm (last sessions held @1pm)

The screenshot shows the website's navigation menu with categories like Home, SEN Support, and EHC Needs Assessment. The main content area features a 'Welcome to Telford & Wrekin's Local Offer' message and several buttons for different age groups: 'SEND Local Offer for 0-5 years old', 'SEND Local Offer for 6-10 years old', 'SEND Local Offer for 11-15 years old', 'SEND Local Offer for 16-25 years old', and 'Find a school'.

CONTACT US

Website: www.childrenssociety.org.uk/beamshropshire

Instagram: @ShropshireBeam

Email: shropshirebeam@childrenssociety.org.uk



ENGINUITY EARLY BIRDS

Enginuity
4 Nov 2023
2 Dec 2023

Prefer to visit Enginuity at a quieter time?

Join us on 4 November or 2 December to enjoy our early bird openings, suitable for visitors with autism or other sensory processing conditions.

On these days, Enginuity will open at 8:30am, allowing plenty of time to explore before we open to the public at 10am.

These sessions are £2 per person.

With your ticket you will have the opportunity to get involved with one of our seasonal workshops.

Saturday 4 November: Make a wiggly worm

Sunday 2 December: Design and make a Christmas card

Who is this service for?

Our service is available to children and young people 0-18 years who have a diagnosis of Autism. Our website is available for everyone and offers a wide range of information and resources.

To access our Children's Autism Hub you need to be a resident of Telford and Wrekin.



Telford Children's Autism Hub



HOW TO FIND US

We are based at Telford Centre, so its easy to get to by car, bus or train!

Plus, there's plenty of parking too!

Telford & Wrekin CVS

Suite 12 and 15
Second Floor
Haveshill House
Central Square
Telford
TF3 4LL

GET IN TOUCH

Phone: 01952 262062 (24-hour answerphone)
E-mail: childrensbeam@telfordcvcs.org.uk
Website: <https://www.telfordcvcsautismhub.org.uk/>



Visit our SEND page



The screenshot shows the school's website with a navigation menu and a section for SEND. The SEND section includes a link to the SEND Policy and a definition of Special Educational Needs and Disability.

SEND Information | - William Reynolds
williamreynoldsprimary.org



PODS HELPLINE

(Supporting families with disabled/Additional need children aged 0-25 years)

Are you in need of some guidance or information? Would you like to access our Befriending service or maybe receive a call from one of our staff?

Then please give us a call or email us!



01952 458047

info@podstelford.org

Calls will be answered between 10am-4pm Monday-Friday, outside these hours please leave a message.



BeeU Children's & Family Mental Health Services

NHS
Midlands Partnership
NHS Foundation Trust
A Keele University Teaching Trust



Bee U is the emotional health and wellbeing service for people, up to the age of 25, living in Shropshire and Telford & Wrekin. Previously known as CAMHS the service offers a range of support depending on the needs of the child or young person. The services you may be offered are described briefly here or you can find out more about what help is available at <https://camhs.mpft.nhs.uk/beeU>



Staying safe with fireworks

As the fireworks season approaches, the night sky will be lit up with firework displays.

With all the sparkle, it's easy to forget that fireworks can be dangerous if not used correctly and responsibly. This advice will help everyone to stay safe while celebrating.

If you decide to use fireworks at home, here's how everyone can stay safe.

Only buy from licensed sellers

Check before you buy. Make sure you buy fireworks from a licensed retailer, both in-store and online. Do not buy fireworks from unknown retailers on social media sites. It's illegal for anyone under 18 to buy or carry fireworks.



Store fireworks safely

Store fireworks in their original packaging. Lock them away from children and animals. Keep fireworks dry and away from sources of heat or ignition.



Check your timings

Did you know that you can't let fireworks off between 11pm and 7am? The only exceptions are Fireworks Night, when the cut-off is midnight, and Diwali, New Year's Eve and Chinese New Year, when it's 1am. Timings may be different in Scotland. Search **'fireworks'** on **gov.scot** for more advice.



Be considerate

People and animals may be affected by fireworks. Let your neighbours know in advance if you're planning on using any fireworks. Be mindful of where you site fireworks to minimise disruption.



Look after pets

Cats and dogs should stay inside. Give small animals who live outside lots of extra bedding and nesting material to burrow in.



Read all the instructions

The box of fireworks will tell you important things like how far away people need to stand back once the firework is lit. If you don't understand the instructions and warnings, don't use the firework.



Dispose of fireworks safely

Ensure that fireworks are out, soak them in water overnight, then put them in a rubbish bag and in the bin.



What's going on...over Half Term?



4TH NOV 2023 FIREWORKS NIGHT

Fireworks Night returns to Blists Hill Victorian Town on Saturday 4 November!

OCTOBER HALF TERM HOLIDAY ACTIVITIES
Monday 30 October to Sunday 5 November
KIDS FOR A £1*
*on selected activities only



Join us this Halloween for pumpkin picking in our haunted woods
From 21st October till 5th November 2023



Join us for the unveiling of a brand new species!

As well as bug eating, the creepy crawly handling cave and our halloween trail game with prizes

Zoo director Scott will be on the deadly stage for a series of live shows!
No pre booking required for any of our halloween activities
Come see us this halloween!



VICTORIAN VERMIN

Blists Hill Victorian Town

21 October - 5 November



POTIONS & NOTIONS

Coalport China Museum

21 October - 5 November



TILE DECORATING

Jackfield Tile Museum

26 & 31 October and 1 & 3 November



DESIGN A SCARE MACHINE

Enginuity

21 October - 5 November



Trick or Treat Day...

Carve your own pumpkin with our scarecrow at the pumpkin patch, and decorate biscuits in a Halloween theme with our not too wicked witch! Halloween trick or treat day especially for younger children! Saturday 28th to 5th November - 11:00am to 4:00pm! (please note we are offering a cheaper ticket rate from the 1st Nov-5th Nov)

- TRICK OR TREATING IN SPOOKSVILLE
- WONDERWITCHES DISCO
- GINGER BREAD ICING
- CREEPY CREATURE FEATURE WITH THE CROOKED MAN - 28th October- 1st November
- MAD HATTERS MAZE WALK

- SPOOKY SCAVENGER HUNT
- PUMPKIN PATCH & CARVING [AT ADDITIONAL COST]
- FACE PAINTING [AT ADDITIONAL COST]
- ALL RIDES & BOUNCY CASTLE IN OPERATION

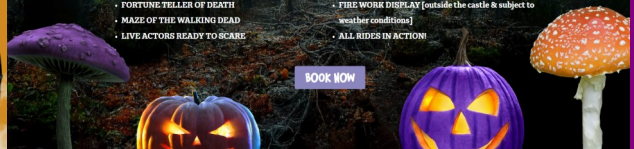


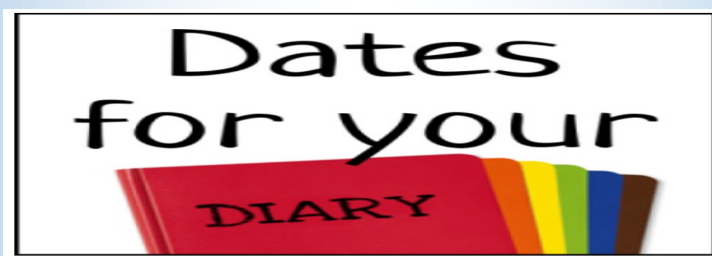
Evening Extravaganza...

Bring your torch and prepare to be seriously spooked! Saturday 26th to 31st October, 5:00pm to 9pm. Wonderland will close at 9pm.

- TRICK OR TREATING IN SPOOKSVILLE
- BED OF NAILS SHOW
- CIRCUS ACTS
- FORTUNE TELLER OF DEATH
- MAZE OF THE WALKING DEAD
- LIVE ACTORS READY TO SCARE
- LIGHT DISPLAY AND SMOKE
- FACE PAINTING [AT ADDITIONAL COST]
- FIRE SHOW [on main stage]
- FIRE WORK DISPLAY [outside the castle & subject to weather conditions]
- ALL RIDES IN ACTION!

BOOK NOW





Date	Year Group	Event
Wednesday 25th October	Y1 and Y3	Author Visit
Thursday 26th October	All	Global Awareness Day
Thursday 26th October	Rec—2-3pm Y1 & Y2—4-5pm Y3 & Y4—5.30—6.30pm Y5 & Y6—6.45—8pm	Halloween Disco
Tuesday 7th November	All	Whole School Individual & Family Photographs
Thursday 9th November	EYFS and KS1	Skipping Workshops
Friday 10th November	Y2	School Nurse to visit
Monday 13th November	All	Odd Socks Day
Monday 13th November	KS2	Wizard Theatre Group in School
Monday 13th—Friday 17th November	Whole School	Anti-Bullying week— Make a Noise
Tuesday 14th November	Y2	Drama Workshop
Tuesday 14th November	Y3	Think Tank
Wednesday 15th November	Y6	Blists Hill
Thursday 16th November	Y3 and Y4	Dogs Trust Workshop
Friday 17th November	All	Children in Need
Monday 20th and Tuesday 21st November	Y4	Anglo-Saxon Day
Wednesday 22nd November	Y5	Professor McGinty
Monday 27th November	Y1	Church Visit
Friday 8th December	All	Christmas Jumper Day
Monday 11th December and Tuesday 12th December	Y2	Pedestrian Training

End of Autumn Half Term: Friday 27th October 2023

Back to School: Monday 6th November 2023

End of Autumn Term: Friday 22nd December 2023

PD Day: Monday 8th January 2024

Back to School: Tuesday 9th January 2024



"To be the best that we can be"

