










Log in with your password



Log in with your password. Activity on Purple Mash (2DO)



Take a photo and upload onto purple mash or e-mail to lisa.lloyd2@taw.org.uk

	Monday	Tuesday	Wednesday	Thursday	Friday
<p>Phonics (30 minutes)</p> <p>Remember you can stop the video to complete the activity and then carry on.</p>	<p></p> <p>Go on purple mash - watch and join in with the alphabet song and the phase 2 and phase 3 Jolly Phonics letters and sounds.</p> <p></p> <p>Go on Bug Club. Click on my stuff. Then click on phonics. Scroll to the end and click on sound Parrots &amp; Tigers &amp; Polar Bear - y</p> <p>Watch the video. Stop at each picture. Segment and blend words with magic arm.</p> <p> </p> <p>Go on purple mash and complete the phonic 2DO. Look at the sheet. Then write these words on whiteboard - sound them out - Tigers &amp; Parrots - yes, yell, yap. Polar Bears - ask, melt, fast, jump</p> <p>Write sentences in your writing book.</p>	<p></p> <p>Go on purple mash - watch and join in with the alphabet song and the phase 2 and phase 3 Jolly Phonics letters and sounds.</p> <p></p> <p>Go on Bug Club. Click on my stuff. Then click on phonics. Scroll to the end and click on sound Parrots &amp; Tigers &amp; Polar Bear - qu</p> <p>Watch the video. Stop at each picture. Segment and blend words with magic arm.</p> <p> </p> <p>Go on purple mash and complete the phonic 2DO. Look at the sheet. Then write these words on whiteboard - sound them out - Tigers &amp; Parrots - quiz, quick, quack Polar Bears - thump, boost, joint, fact</p>	<p>Forest School</p> <p>Build a big hotel for the minibeasts in your garden.</p>  	<p></p> <p>Go on purple mash - watch and join in with the alphabet song and the phase 2 and phase 3 Jolly Phonics letters and sounds.</p> <p></p> <p>Go on Bug Club. Click on my stuff. Then click on phonics. Scroll to the end and click on sound Parrots &amp; Tigers &amp; Polar Bear - z</p> <p></p> <p><b>Quick write</b> Parrots &amp; Tigers - zip, Zack, zig-zag Polar Bears - best, lift, sink, wind</p> <p>Sound out the word using your magic arm. Practise writing the words on your whiteboard. You have got your phonic mat to help you.</p>	<p></p> <p>Go on purple mash - watch and join in with the alphabet song and the phase 2 and phase 3 Jolly Phonics letters and sounds.</p> <p></p> <p><b>TRICKY WORDS</b></p> <p>On your whiteboard practice writing your tricky words. Hold your wb pen in the pincher grip. Parrots - phase 2 Tiger- phase 2 &amp; 3 Polar Bears - 2, 3, &amp; 4</p> <p><b>REMEMBER</b> you cannot sound them out you just need to know how to spell them.</p> <p>Practise writing your name in your writing book.</p>











Log in with your password



Log in with your password. Activity on Purple Mash (2DO)



Take a photo and upload onto purple mash or e-mail to lisa.lloyd2@taw.org.uk

	<p>Example Parrots - I can see a yes. Tigers - The yes is green. Polar Bears - The yes is green and straight.</p> <p>Practise writing your name in your writing book.</p>	<p>Write sentences in your writing book. Example Parrots - I can see a quack Tigers - The quack is loud. Polar Bears - The duck can quack.</p> <p>Practise writing your name in your writing book.</p>		<p>Practise writing your name in your writing book.</p>	
<p><b>Maths (30 minutes)</b></p> <p>Remember you can stop the video to complete the activity and then carry on.</p>	<p> </p> <p>Go on purple mash and complete the Maths 2DO. Have your whiteboard and pen ready for the AFL (assessment for learning). Just have a go.</p> <p>Watch the video and complete the activities provided practically and in your maths book.</p> <p>You will need: Parrots, Tigers &amp; Polar Bears - numicon cards and paper</p> <p>Using your numberline practice writing your numbers from 0-20 in your maths book.</p>	<p> </p> <p>Go on purple mash and complete the Maths 2DO. Have your whiteboard and pen ready for the AFL (assessment for learning). Just have a go.</p> <p>Watch the video and complete the activities provided practically and in your maths book.</p> <p>Using your numberline practice writing your numbers from 0-20 in your maths book.</p>		<p></p> <p>Complete the maths 2Do on purple mash.</p> <p></p> <p>Time - whole hours in order When you have completed them click the 'hand in' button.</p> <p>Using your numberline practice writing your numbers from 0-20 in your maths book.</p>	<p></p> <p>Complete the maths 2Do on purple mash.</p> <p></p> <p>Time - whole hours mixed When you have completed them click the 'hand in' button.</p> <p>Using your numberline practice writing your numbers from 0-20 in your maths book.</p>











Log in with your password



Log in with your password. Activity on Purple Mash (2DO)



Take a photo and upload onto purple mash or e-mail to lisa.lloyd2@taw.org.uk

<p><b>Writing (30 minutes)</b></p> <p>Remember you can stop the video to complete the activity and then carry on.</p>	<div style="text-align: center;">   </div> <p>Go on purple mash and complete the Writing 2DO. Have your whiteboard and pen ready for the AFL (assessment for learning). Just have a go.</p> <p>Watch the video and complete the activities provided in your writing book.</p> <p style="text-align: center;"><b>Example</b></p> <p>Parrots and Tigers - I went to the park. I had chips. Polar Bears - On Saturday I went to the park. On Sunday I played with my toys.</p> <p>The children will spell the words phonetically. EXAMPLE So for my may write mi. This is okay.</p> <p>Using your alphabet line practice writing your alphabet from a-z in your writing book.</p>	<div style="text-align: center;">   </div> <p>Go on purple mash and complete the Writing 2DO. Have your whiteboard and pen ready for the AFL (assessment for learning). Just have a go.</p> <p>Watch the video and complete the activities provided in your writing book.</p> <p style="text-align: center;"><b>Example</b></p> <p>Parrots - I can see a boat. Tigers - <b>The</b> boat is green. Polar Bears - <b>The</b> boat is green <b>and</b> wet.</p> <p>The children will spell the words phonetically. EXAMPLE So for boat may write bot. This is okay.</p> <p>Using your alphabet line practice writing your alphabet from a-z in your writing book.</p>		<div style="text-align: center;">   </div> <p>Go on purple mash and complete the Writing 2DO. Have your whiteboard and pen ready for the AFL (assessment for learning). Just have a go.</p> <p>Watch the video and complete the activities provided in your writing book.</p> <p style="text-align: center;"><b>Example</b></p> <p>Parrots - I can see a rope. Tigers - <b>The</b> rope is long. Polar Bears - <b>The</b> rope is long <b>and</b> brown.</p> <p>The children will spell the words phonetically. EXAMPLE So for wood may write wud. This is okay.</p> <p>Using your alphabet line practice writing your alphabet from a-z in your writing book.</p>	<div style="text-align: center;">  </div> <p>Complete the Writing 2Do on purple mash. Complete the phonics game.</p> <div style="text-align: center;">  </div> <p>When you have completed them click the 'hand in' button.</p> <p>Using your alphabet line practice writing your alphabet from a-z in your writing book.</p>
---	--	---	--	--	--



Log in with your password



Log in with your password. Activity on Purple Mash (2DO)



Take a photo and upload onto purple mash or e-mail to [lisa.lloyd2@taw.org.uk](mailto:lisa.lloyd2@taw.org.uk)

<p>Reading (15 mins)</p>	 <p>Please read a book allocated to you on Bug Club. Don't forget to click on the little bug images and answer the questions as you go along.</p>	 <p>Please read a book allocated to you on Bug Club. Don't forget to click on the little bug images and answer the questions as you go along.</p>	 <p>Please read a book allocated to you on Bug Club. Don't forget to click on the little bug images and answer the questions as you go along.</p>	 <p>Please read a book allocated to you on Bug Club. Don't forget to click on the little bug images and answer the questions as you go along.</p>	 <p>Please read a book allocated to you on Bug Club. Don't forget to click on the little bug images and answer the questions as you go along.</p>
<p>Fine Motor Skills (5-10 Mins)</p>  <p>1 day per week take a photo</p>	<p>Use your cutting skills pack and do 1 sheet each day. Do it slowly and take care. Cut along the lines. Hold your scissors correctly.</p> <p>Glue in your writing book.</p>	<p>Use your cutting skills pack and do 1 sheet each day. Do it slowly and take care. Cut along the lines. Hold your scissors correctly.</p> <p>Glue in your writing book.</p>	<p>Use your cutting skills pack and do 1 sheet each day. Do it slowly and take care. Cut along the lines. Hold your scissors correctly.</p> <p>Glue in your writing book.</p>	<p>Use your cutting skills pack and do 1 sheet each day. Do it slowly and take care. Cut along the lines. Hold your scissors correctly.</p> <p>Glue in your writing book.</p>	<p>Use your cutting skills pack and do 1 sheet each day. Do it slowly and take care. Cut along the lines. Hold your scissors correctly.</p> <p>Glue in your writing book.</p>
<p>Handwriting (10 mins)</p> <p>Serifs - the flicks before or after the letter</p>	  <p>Practise your handwriting on your whiteboard.</p> <p>Hold your whiteboard pen in the pincher grip. Copy the pattern and letters carefully. Remember your serifs</p>	 <p>Practise your handwriting on your whiteboard.</p> <p>Hold your whiteboard pen in the pincher grip. Copy the pattern and letters carefully. Remember your serifs</p>	 <p>Practise your handwriting on your whiteboard.</p> <p>Hold your whiteboard pen in the pincher grip. Copy the pattern and letters carefully. Remember your serifs</p>	 <p>Practise your handwriting on your whiteboard.</p> <p>Hold your whiteboard pen in the pincher grip. Copy the pattern and letters carefully. Remember your serifs</p>	  <p>Do your handwriting in your lined book.</p>















Log in with your password



Log in with your password. Activity on Purple Mash (2DO)



Take a photo and upload onto purple mash or e-mail to lisa.lloyd2@taw.org.uk

<p>Child Initiated (45 minutes)</p>	  <p>People Who Help Us - Journeys</p> <p>Watch video - To compare trains from past and present.</p>	  <p>People Who Help Us - Journeys</p> <p>Watch video - To find a train station on a map.</p>	 <p>Joe Wicks PE</p> <p>9am Monday, Wednesday, Friday</p> <p><a href="https://www.youtube.com/watch?v=tSi2ix1i180">https://www.youtube.com/watch?v=tSi2ix1i180</a></p>	 <p>Recycling</p> <p>Look in your recycle box. Talk about the different materials the objects are made from. Talk about that all these objects can be recycled - used again.</p> <p>Talk about the rubbish in your bin. This cannot be recycled and goes to the tip and is put in a big hole in the ground.</p>	 <p>Wellbeing</p>  <p>Join in with the song</p> <p>I am the music man</p> <p><a href="https://www.youtube.com/watch?v=vVEFeJ2Vy5Y">https://www.youtube.com/watch?v=vVEFeJ2Vy5Y</a></p> <p>Have FUN</p>
<p>Story Time (15 mins)</p>	 <p>Listen to the story</p> <p>After the Storm</p> <p><a href="#">After The Storm - A Percy The Park Keeper story read by Nick Butterworth - YouTube</a></p>	 <p>Listen to a story read by Mrs Hartshorne</p>	 <p>Listen to a story read by Mrs Jones</p>	 <p>Listen to a story read by Mrs Westbrook Whitney</p>	<p>Choose your favourite story at home and listen to your adult read it to you.</p>