



























	Monday	Tuesday	Wednesday	Thursday	Friday
Handwriting & History (45 mins)	<p>Handwriting Purple Mash 2 do</p>  <p>Watch the handwriting video and practise writing the letters r, n and p in your writing book.</p> <p>Practise each letter six times on a new line.</p> <p>When you have finished please take a picture of your work and send it to me.</p>	<p>How have dolls changed? Purple Mash 2 do</p>  <p>Watch the introduction video and write the first section of your report.</p> <p>When you have finished please take a picture of your work and send it to me.</p>	<p>How have blocks changed? Purple Mash 2 do</p>  <p>Watch the introduction video and write the next section of your report.</p> <p>When you have finished please take a picture of your work and send it to me.</p>	<p>How have scooters changed? Purple Mash 2 do</p>  <p>Watch the introduction video and write the last section of your report.</p> <p>When you have finished please take a picture of your work and send it to me.</p>	<p>Science Purple Mash 2 do</p>  <p>Watch the video provided to find out all about materials and their uses.</p> <p>When you have completed your task click the 'hand in' button.</p>
Maths (45 mins)	<p>Arithmetic Purple Mash 2 do</p>  <p>Watch the introduction video and complete the activity provided.</p> <p>Remember to use your number track or hundred square. You can use any objects around your house to help you with the fractions.</p> <p>When you have completed your task click the 'hand in' button.</p>	<p>Fractions Purple Mash 2 do</p>  <p>Watch the introduction video and complete the activities provided to sort shapes into quarter and not quarter.</p> <p>When you have completed your tasks click the 'hand in' button.</p>	<p>Fractions Purple Mash 2 do</p>  <p>Watch the introduction video and complete the activities provided to find quarter of a set of objects. You can use any objects in your house to help you like pasta or buttons.</p> <p>When you have completed your tasks click the 'hand in' button.</p>	<p>Fractions Purple Mash 2 do</p>  <p>Watch the introduction video and complete the investigation provided.</p> <p>Alternatively - Make me a poster about halves and quarters.</p> <p>When you have found some solutions click the 'hand in' button.</p>	<p>Monster Phonics Purple Mash 2 do</p>   <p>https://www.teachyourmonstertoread.com/accounts/sign_up</p> <p>Sign up to a free account on teach your monster to read. This is a wonderful website with a range of phonics games to play.</p> <p>Enjoy!</p>

<p>Reading (15 mins)</p>	 <p>Please read a book allocated to you on Bug Club. Don't forget to click on the little bug images and answer the questions as you go along.</p>	 <p>Please read a book allocated to you on Bug Club. Don't forget to click on the little bug images and answer the questions as you go along.</p>	 <p>Please read a book allocated to you on Bug Club. Don't forget to click on the little bug images and answer the questions as you go along.</p>	 <p>Please read a book allocated to you on Bug Club. Don't forget to click on the little bug images and answer the questions as you go along.</p>	 <p>Please read a book allocated to you on Bug Club. Don't forget to click on the little bug images and answer the questions as you go along.</p>
<p>Phonics (30 mins)</p>	<p><u>Letters & Sounds</u> Purple Mash 2 do</p>  <p>Click on the Letters and Sounds video that has been sent to you. Make sure that you have an alphabet strip, phoneme mat, whiteboard and pen ready and you can join along with me.</p> <p>When you have completed all of the spellings given in the video, please take a photo of your work and send it to me.</p>	<p><u>Letters & Sounds</u> Purple Mash 2 do</p>  <p>Click on the Letters and Sounds video that has been sent to you. Make sure that you have an alphabet strip, phoneme mat, whiteboard and pen ready and you can join along with me.</p> <p>When you have completed all of the spellings given in the video, please take a photo of your work and send it to me.</p>	<p><u>Letters & Sounds</u> Purple Mash 2 do</p>  <p>Click on the Letters and Sounds video that has been sent to you. Make sure that you have an alphabet strip, phoneme mat, whiteboard and pen ready and you can join along with me.</p> <p>When you have completed all of the spellings given in the video, please take a photo of your work and send it to me.</p>	<p><u>Letters & Sounds</u> Purple Mash 2 do</p>  <p>Click on the Letters and Sounds video that has been sent to you. Make sure that you have an alphabet strip, phoneme mat, whiteboard and pen ready and you can join along with me.</p> <p>When you have completed all of the spellings given in the video, please take a photo of your work and send it to me.</p>	<p><u>Spelling test</u> Purple Mash 2 do</p>  <p>Click on the spelling list that has been sent for your grown up to read out loud.</p> <p>These will be spellings that you have been learning this week.</p> <p>Once you have been tested on these spellings please send me your results. Good luck!</p>
<p>Topic (30 mins)</p>	<p><u>The history of toys</u> Report plan Purple Mash 2 do</p>  <p>Watch the introduction video and complete the writing plan provided.</p> <p>When you have completed your task click the 'hand in' button.</p>	<p><u>DT</u> Purple Mash 2 do</p>  <p>Watch the introduction video and complete the playground project plan.</p> <p>When you have completed your task click the 'hand in' button.</p>	<p><u>DT</u> Purple Mash 2 do</p>  <p>Watch the introduction video and complete the project where you will be constructing your own playground.</p> <p>You will need some construction materials like plastic straws, lollypop sticks, foil, paper or card, sellotape, blue tac and masking tape.</p>	<p><u>PE Class</u> https://www.youtube.com/watch?v=VMj2ZgQqsNA</p>  <p>Click the link provided and try your best to follow along with the PE lesson. It would be lovely to see how you get on so please send in any video clips.</p>	<p><u>Wellbeing</u></p>  <p>If you have some building blocks, dolls or even a scooter at home. Have fun playing with these toys and send me a picture.</p> <p>We will be putting them on our history of toys display.</p> <p>Have fun!</p>

			When you have completed the task take a picture and send it to me.		
Story and news (15 mins)	Watch Newsround	Listen to this story.  https://www.youtube.com/watch?v=ZH8kncXB6nY	Listen to this story.  https://www.youtube.com/watch?v=9PL29Q0qsok	Watch the animated cartoon of the velveteen rabbit.  https://www.youtube.com/watch?v=cKJLrgJ8B-U	Watch Newsround