

















Log in with your password



Log in with your password. Activity on Purple Mash (2DO)



Take a photo and upload onto purple mash or e-mail to lisa.lloyd2@taw.org.uk

	Monday	Tuesday	Wednesday	Thursday	Friday
<p>Phonics (30 minutes)</p> <p>Remember you can stop the video to complete the activity and then carry on.</p>	<p></p> <p>Go on purple mash - watch and join in with the alphabet song and the phase 2 and phase 3 Jolly Phonics letters and sounds.</p> <p></p> <p>Go on Bug Club. Click on my stuff. Then click on phonics. Scroll to the end and click on sound Parrots - g Tigers &amp; Polar Bear - oi</p> <p>Watch the video. Stop at each picture. Segment and blend words with magic arm.</p> <p> </p> <p>Go on purple mash and complete the phonic 2DO. Look at the sheet. Then write these words on whiteboard - sound them out - Parrots - pig, dig, gas Tigers and Polar Bears - coin, coil, boil</p>	<p></p> <p>Go on purple mash - watch and join in with the alphabet song and the phase 2 and phase 3 Jolly Phonics letters and sounds.</p> <p></p> <p>Go on Bug Club. Click on my stuff. Then click on phonics. Scroll to the end and click on sound Parrots - o Tigers &amp; Polar Bear - oo (long)</p> <p>Watch the video. Stop at each picture. Segment and blend words with magic arm.</p> <p> </p> <p>Go on purple mash and complete the phonic 2DO. Look at the sheet. Then write these words on whiteboard - sound them out - Parrots - dog, pot, cot Tigers and Polar Bears - food, hoof, moon</p>	<p>Forest School</p> <p>You will need some wool or string.</p> <p>Go outside and collect some sticks and leaves.</p> <p>Build a mini raft to float in your bath/sink.</p> 	<p></p> <p>Go on purple mash - watch and join in with the alphabet song and the phase 2 and phase 3 Jolly Phonics letters and sounds.</p> <p></p> <p>Go on Bug Club. Click on my stuff. Then click on phonics. Scroll to the end and click on sound Parrots - k Tigers &amp; Polar Bear - ow</p> <p></p> <p><b>Quick write</b> Parrots - kid, kit, Kim Tigers &amp; Polar Bears - cow, down, town</p> <p>Sound out the word using your magic arm. Practise writing the words on your whiteboard. You have got your phonic mat to help you.</p> <p>Practise writing your name in your writing book.</p>	<p></p> <p>Go on purple mash - watch and join in with the alphabet song and the phase 2 and phase 3 Jolly Phonics letters and sounds.</p> <p></p> <p><b>TRICKY WORDS</b></p> <p>On your whiteboard practice writing your tricky words. Hold your wb pen in the pincher grip. Parrots - phase 2 Tiger &amp; Polar Bears - phase 2 &amp; 3</p> <p><b>REMEMBER</b> you cannot sound them out you just need to know how to spell them.</p> <p>Practise writing your name in your writing book.</p>










Log in with your password



Log in with your password. Activity on Purple Mash (2DO)



Take a photo and upload onto purple mash or e-mail to lisa.lloyd2@taw.org.uk

	<p>Write sentences in your writing book. Example Parrots - I can see a pig. Tigers - I can see a coin. Polar Bears - The coin is gold.</p> <p>Practise writing your name in your writing book.</p>	<p>Write sentences in your writing book. Example Parrots - I can see a dog. Tigers - I can see a moon. Polar Bears - The moon is white.</p> <p>Practise writing your name in your writing book.</p>											
<p><b>Maths (30 minutes)</b></p> <p>Remember you can stop the video to complete the activity and then carry on.</p>	<p> </p> <p>Go on purple mash and complete the Maths 2DO. Have your whiteboard and pen ready for the AFL (assessment for learning). Just have a go.</p> <p>Watch the video and complete the activities provided practically and in your maths book.</p> <p>You will need: Parrots - 5 2p coins Tigers - 10 2p coins Polar Bears - 10 2p coins</p> <p>Using your numberline practice writing your numbers from 0-20 in your maths book.</p>	<p> </p> <p>Go on purple mash and complete the Maths 2DO. Have your whiteboard and pen ready for the AFL (assessment for learning). Just have a go.</p> <p>Watch the video and complete the activities provided practically and in your maths book.</p> <p>You will need: Parrots - 5 5p coins Tigers - 10 5p coins Polar Bears - 10 5p coins</p> <p>Using your numberline practice writing your numbers from 0-20 in your maths book.</p>		<p> </p> <p>Go on purple mash and complete the Maths 2DO. Have your whiteboard and pen ready for the AFL (assessment for learning). Just have a go.</p> <p>Watch the video and complete the activities provided practically and in your maths book.</p> <p>You will need: Parrots - 5 10p coins Tigers - 10 10p coins Polar Bears - 10 10p coins</p> <p>Using your numberline practice writing your numbers from 0-20 in your maths book.</p>	<p></p> <p>Complete the maths 2Do on purple mash.</p> <div data-bbox="1868 922 2069 1123" data-label="Diagram"> <table border="1" style="margin-left: auto; margin-right: auto;"> <tr> <td style="text-align: center;">Hundreds</td> <td style="text-align: center;">Tens</td> <td style="text-align: center;">Ones</td> </tr> <tr> <td style="text-align: center;"> </td> <td style="text-align: center;"> </td> <td style="text-align: center;"> </td> </tr> <tr> <td style="text-align: center;">1</td> <td style="text-align: center;">2</td> <td style="text-align: center;">3</td> </tr> </table> </div> <p>Counting in 2's, 5's &amp; 10's When you have completed them click the 'hand in' button.</p> <p>Using your numberline practice writing your numbers from 0-20 in your maths book.</p>	Hundreds	Tens	Ones				1	2
Hundreds	Tens	Ones											
1	2	3											











Log in with your password



Log in with your password. Activity on Purple Mash (2DO)



Take a photo and upload onto purple mash or e-mail to lisa.lloyd2@taw.org.uk

<p><b>Writing (30 minutes)</b></p> <p>Remember you can stop the video to complete the activity and then carry on.</p>	<div style="text-align: right;">   </div> <p>Go on purple mash and complete the Writing 2DO. Have your whiteboard and pen ready for the AFL (assessment for learning). Just have a go.</p> <p>Watch the video and complete the activities provided in your writing book.</p> <p style="text-align: center;"><b>Example</b></p> <p>Parrots and Tigers - I went to the park. I had chips. Polar Bears - On Saturday I went to the park. On Sunday I played with my toys.</p> <p>The children will spell the words phonetically. EXAMPLE So for my may write mi. This is okay.</p> <p>Using your alphabet line practice writing your alphabet from a-z in your writing book.</p>	<div style="text-align: right;">   </div> <p>Go on purple mash and complete the Writing 2DO. Have your whiteboard and pen ready for the AFL (assessment for learning). Just have a go.</p> <p>Watch the video and complete the activities provided in your writing book.</p> <p style="text-align: center;"><b>Example</b></p> <p>Parrots and Tigers - I can see a door. Polar Bears - The light is blue.</p> <p>The children will spell the words phonetically. EXAMPLE So for blue may write bloo. This is okay.</p> <p>Using your alphabet line practice writing your alphabet from a-z in your writing book.</p>		<div style="text-align: right;">   </div> <p>Go on purple mash and complete the Writing 2DO. Have your whiteboard and pen ready for the AFL (assessment for learning). Just have a go.</p> <p>Watch the video and complete the activities provided in your writing book.</p> <p style="text-align: center;"><b>Example</b></p> <p>Parrots and Tigers - I can see a stick. Polar Bears - The jacket is white.</p> <p>The children will spell the words phonetically. EXAMPLE So for white may write wit. This is okay</p> <p>Using your alphabet line practice writing your alphabet from a-z in your writing book.</p>	<div style="text-align: right;">  </div> <p>Complete the Writing 2Do on purple mash. Complete the phonics game.</p> <div style="text-align: center;">  </div> <p>When you have completed them click the 'hand in' button.</p> <p>Using your alphabet line practice writing your alphabet from a-z in your writing book.</p>
---	---	---	--	--	---



Log in with your password



Log in with your password. Activity on Purple Mash (2DO)



Take a photo and upload onto purple mash or e-mail to [lisa.lloyd2@taw.org.uk](mailto:lisa.lloyd2@taw.org.uk)

<p>Reading (15 mins)</p>	 <p>Please read a book allocated to you on Bug Club. Don't forget to click on the little bug images and answer the questions as you go along.</p>	 <p>Please read a book allocated to you on Bug Club. Don't forget to click on the little bug images and answer the questions as you go along.</p>	 <p>Please read a book allocated to you on Bug Club. Don't forget to click on the little bug images and answer the questions as you go along.</p>	 <p>Please read a book allocated to you on Bug Club. Don't forget to click on the little bug images and answer the questions as you go along.</p>	 <p>Please read a book allocated to you on Bug Club. Don't forget to click on the little bug images and answer the questions as you go along.</p>
<p>Fine Motor Skills (5-10 Mins)</p>  <p>1 day per week take a photo</p>	<p>Use your cutting skills pack and do 1 sheet each day. Do it slowly and take care. Cut along the lines. Hold your scissors correctly.</p> <p>Glue in your writing book.</p>	<p>Use your cutting skills pack and do 1 sheet each day. Do it slowly and take care. Cut along the lines. Hold your scissors correctly.</p> <p>Glue in your writing book.</p>	<p>Use your cutting skills pack and do 1 sheet each day. Do it slowly and take care. Cut along the lines. Hold your scissors correctly.</p> <p>Glue in your writing book.</p>	<p>Use your cutting skills pack and do 1 sheet each day. Do it slowly and take care. Cut along the lines. Hold your scissors correctly.</p> <p>Glue in your writing book.</p>	<p>Use your cutting skills pack and do 1 sheet each day. Do it slowly and take care. Cut along the lines. Hold your scissors correctly.</p> <p>Glue in your writing book.</p>
<p>Handwriting (10 mins)</p> <p>Serifs - the flicks before or after the letter</p>	  <p>Practise your handwriting on your whiteboard.</p> <p>Hold your whiteboard pen in the pincher grip. Copy the pattern and letters carefully. Remember your serifs</p>	 <p>Practise your handwriting on your whiteboard.</p> <p>Hold your whiteboard pen in the pincher grip. Copy the pattern and letters carefully. Remember your serifs</p>	 <p>Practise your handwriting on your whiteboard.</p> <p>Hold your whiteboard pen in the pincher grip. Copy the pattern and letters carefully. Remember your serifs</p>	 <p>Practise your handwriting on your whiteboard.</p> <p>Hold your whiteboard pen in the pincher grip. Copy the pattern and letters carefully. Remember your serifs</p>	  <p>Do your handwriting in your lined book.</p>















Log in with your password



Log in with your password. Activity on Purple Mash (2DO)



Take a photo and upload onto purple mash or e-mail to lisa.lloyd2@taw.org.uk

<p>Child Initiated (45 minutes)</p>	  <p>People Who Help Us - The Doctor</p> <p>Watch video - To explain what a doctor does.</p>	  <p>People Who Help Us - The Doctor</p> <p>Watch video - To identify where doctors and nurses work.</p>	 <p>Joe Wicks PE</p> <p>9am Monday, Wednesday, Friday</p> <p><a href="https://www.youtube.com/watch?v=tSi2ix1i180">https://www.youtube.com/watch?v=tSi2ix1i180</a></p>	 <p>Science</p> <p><u>Waterproof &amp; Not Waterproof</u></p> <p>Waterproof -does not let water in. Not waterproof - the water gets in and makes it soggy.</p> <p>Collect these objects: cardboard box, plastic bag, tinfoil, kitchen roll, crisp packet, sweet wrapper, egg box ready meal container, tin foil &amp; any others you have.</p> <p>Put some water in the sink and put in the objects. Are they waterproof or not waterproof? Use your voice and tell your adult.</p>	 <p>Wellbeing</p>  <p>Play a board game with your family.</p> <p>Have FUN</p>
<p>Story Time (15 mins)</p>	 <p>Listen to the story The Doctor by Amanda Askew</p>	 <p>Listen to a story read by Mrs Westbrook Whitney</p>	 <p>Listen to a story read by Mrs Hartshorne</p>	 <p>Listen to a story read by Mrs Bourton</p>	<p>Choose your favourite story at home and listen to your adult read it to you.</p>