













Year 3	Monday	Tuesday	Wednesday	Thursday	Friday
Writing (1 hour)	 Using your newspaper plan from last Thursday, turn your notes into sentences that make sense. Also remember to include some of your quotes (last Wednesday) in appropriate places throughout your report. <b>Upload</b> and hand in a picture of your writing.	 Using your writing from yesterday, use the template set for you on Purple Mash to type up your report. I have annotated where the different parts of text go. You may wish to change the pictures or make your own when you have finished writing. Remember to proof read your writing to check that it makes perfect sense. Click <b>HAND IN</b> when complete.	 <u>History focus</u> Watch the teaching video. Today we will be ordering events from the Stone Age to the Iron Age. You will learn some new vocabulary today. <b>Upload</b> and hand in a picture of your timeline.	 <u>History focus</u> Watch the video to be introduced to your research task today. Some of you may already have started your research in Week 1 of home learning - you can add to this knowledge today. <b>Upload</b> and hand in a picture of your mind maps.	 <u>Science investigation</u> There are 2 parts to this lesson. Part 1 - Watch the teaching video and decide which rocks you think will be permeable and will be impermeable - write your prediction in the text boxes on the slides. <b>Hand in</b> your prediction.  Part 2 - Watch the video of the investigation happening. Write your conclusion using the template from the video. <b>Upload</b> your conclusion.  <b>HAND IN both</b> 2Dos when you complete them.
Maths (1 hour)	 Follow the teaching video and use the bar model to calculate fractions of amounts. <b>Upload</b> and hand in your work.	 Follow the teaching video and use the bar model to calculate more fractions of amounts. <b>Upload</b> and hand in your work.	 Following the teaching video use your learning from this week to solve this challenge. <b>Upload</b> and hand in your work.	 Follow the teaching video and look at the fractions 'tenths'. <b>Upload</b> and hand in your work.	 Complete the arithmetic target board using + - and x - I have added some fraction calculations too! <b>Upload</b> and hand in your work.
Reading (30 mins)	<b>Bug club</b> Please <b>complete</b> a minimum of one book and quiz - I will check! 	<b>Bug club</b> Please <b>complete</b> a minimum of one book and quiz - I will check! 	<b>Bug club</b> Please <b>complete</b> a minimum of one book and quiz - I will check! 	<b>Bug club</b> Please <b>complete</b> a minimum of one book and quiz - I will check! 	Get caught reading your favourite book. <b>Upload</b> your photo of the front cover on the 2Do. 
Spellings (15 mins)	 Drag the letters to spell the words correctly. Practise any words that you struggle with. <b>Hand in</b> your work on purple mash.	 Your Look, Say, Cover, Write, Check sheet is on Purple Mash. Complete on a piece of paper - try not to rush. <b>Upload</b> and hand in your work.	 Fill in the gaps in each sentence with this week's spelling words. <b>Hand in</b> your work on purple mash.	 Find out what these words mean and write the definitions. <b>Hand in</b> your work on purple mash.	 Ask a grown up to test you on this week's spellings <b>Hand in</b> your work on purple mash.

<p>Topic (1 hour)</p>	 <p>Choose a Joe Wicks workout to follow. Remember to warm-up beforehand and to stretch at the end.</p> <p><b>Upload</b> a sweaty thumbs up when you have finished</p>	 <p>This term we are thinking about the artist George Stubbs as his art included lots of animals - like Stone Age cave art.</p> <p>Read all about <i>George Stubbs</i> by following the slides. Write down three things that you have learned about <i>George Stubbs</i> today.</p> <p><b>Upload</b> and hand in a photo of your work.</p>	 <p>Computing Part 1 - Read the 'How to use emails safely' slide show.</p> <p>Part 2 - Reply to the email I have sent you today with 3 or more rules of how to use email safely.</p> <p>Press <b>send</b>.</p>	 <p>PSHE Read through the slides and add your thoughts into the speech bubbles and text boxes provided.</p> <p>Click <b>Hand in</b> when you have finished.</p>	 <p>It's important to look after your mental health too!</p> <p>Spend some time with your family playing a game. You might choose a boardgame, a card game or a different type of game (try to avoid using technology).</p> <p>Click <b>Hand in</b> on purple mash when you have completed the game.</p>
<p>Story (15 mins)</p>	 <p>Look at this week's author of the week on Oak National Academy. You can read the book yourself by clicking through the pages or you can listen to the recorded version as you scroll down the page.</p> <p><b>You do not need to hand in or upload.</b></p>	 <p>Listen to another story by our focus author - Satoshi Kitamura</p> <p><b>You do not need to hand in or upload.</b></p>			